Galway Metals

TSX-V:GWM

CORPORATE PRESENTATION

October 2026

ADVANCED GOLD, SILVER, ZINC & ANTIMONY EXPLORATION IN CANADA







Clarence Stream Project – New Brunswick

Estrades Project – Quebec

Forward-Looking Statement

TSX-V: GWM

This presentation includes certain "forward looking statements" which are not comprised of historical facts. Forward-looking statements include estimates and statements that describe the Company's future plans, objectives or goals, including words to the effect that the Company or management expects a stated condition or result to occur. Forward-looking statements may be identified by such terms as "believes", "anticipates", "expects", "estimates", "may", "could", "would", "will", or "plan". Since forward-looking statements are based on assumptions and address future events and conditions, by their very nature they involve inherent risks and uncertainties. Although these statements are based on information currently available to the Company, the Company provides no assurance that actual results will meet management's expectations. Risks, uncertainties and other factors involved with forward-looking information could cause actual events, results, performance, prospects and opportunities to differ materially from those expressed or implied by such forward-looking information. Forward looking information in this presentation includes, but is not limited to, the Company's objectives, goals or future plans, statements, exploration results, potential mineralization, the estimation of mineral resources, exploration and mine development plans, timing of the commencement of operations and estimates of market conditions. Factors that could cause actual results to differ materially from such forward looking information include, but are not limited to failure to identify mineral resources, failure to convert estimated mineral resources to reserves, the inability to complete a feasibility study which recommends a production decision, the preliminary nature of metallurgical test results, delays in obtaining or failures to obtain required governmental, environmental or other project approvals, political risks, inability to fulfill the duty to accommodate First Nations and other indigenous peoples, uncertainties relating to the availability and costs of financing needed in the future, changes in equity markets, inflation, changes in exchange rates, fluctuations in commodity prices, delays in the development of projects, capital and operating costs varying significantly from estimates and the other risks involved in the mineral exploration and development industry, and those risks set out in the Company's public documents filed on SEDAR. Although the Company believes that the assumptions and factors used in preparing the forward-looking information in this presentation are reasonable, undue reliance should not be placed on such information, which only applies as of the date of this presentation, and no assurance can be given that such events will occur in the disclosed time frames or at all. The Company disclaims any intention or obligation to update or revise any forward-looking information, whether as a result of new information, future events or otherwise, other than as required by law.

Jesse Fisher, P.Geo., Project Manager, is a Qualified Person as defined in National Instrument 43-101 - *Standards of Disclosure for Mineral Projects* and has reviewed and approved the disclosure of a technical or scientific nature contained in this presentation. In compliance with National Instrument 43-101, Kamil Khobzi, P. Eng., is the Qualified Person who supervised the preparation of the scientific and technical disclosure on behalf of Galway Metals Inc. for the Estrades project and is independent of Galway.

SPECIAL NOTE REGARDING ADJACENT PROPERTY INFORMATION

The Company cautions that information in these Slides contains information regarding adjacent properties, which has been derived from public sources, generally company websites, and has not been verified by the Company's Qualified Person (as that term is used in National Instrument 43-101 – Standards of Disclosure for Mineral Projects). The information contained in these Slides relating to adjacent properties does not include any information regarding mineralization on the projects of, or properties of, the Company, and no assurance can be given by the Company that any discovery of comparable mineralization will be made on any of the projects or properties of the Company.

NOTICE TO CANADIAN RESIDENTS

These Slides are not, and under no circumstances are to be construed as, an advertisement or a public offering of the securities referred to herein. These Slides are not an offer to sell these securities and is not a solicitation of offers to purchase these securities where the offer or sale is not permitted. No securities commission or similar authority in Canada has reviewed or in any way passed on the merits of the securities described herein and any representation to the contrary is an offence. No person has been authorized to give any information or to make any representation other than as provided for herein.

NOTICE TO U.S. PERSONS

These Slides are not, and under no circumstances are to be construed as, an advertisement or a public offering of the securities referred to herein. The securities of the Company have not been registered under the United States Securities Act of 1933, as amended (the "U.S. Securities Act"), or any state securities laws and may not be offered or sold within the United States or to U.S. Persons unless registered under the U.S. Securities Act and applicable state securities laws or an exemption from such registration is available. These Slides are not an offer to sell these securities and is not a solicitation of offers to purchase these securities where the offer or sale is not permitted. No securities commission or similar authority in United States has reviewed or in any way passed on the merits of the securities described herein and any representation to the contrary is an offence. No person has been authorized to give any information or to make any representation other than as provided for herein. U.S. investors are advised that the terms "inferred" and "indicated" resources are recognized and required by Canadian regulations, however the U.S. SEC does not recognize the terms. U.S. investors are cautioned not to assume that any part or all of mineral deposits in these categories would ever be converted to reserves.

CURRENCY: All monetary amounts herein refer to Canadian dollars unless otherwise specified.

CLARENCE STREAM Gold & Antimony Project - New Brunswick

TSX-V: GWM

Galway Metals

High-grade: Indicated resource of 1.42 Moz gold at 1.62 g/t & inferred resource of 1.29 Moz gold at 1.40 g/t. Antimony indicated resource of 19,482 t and inferred resource of 3,065 t. Mineralization remains open in all directions.

District-scale potential: Multi million-ounce potential with approx 65 km of prospective gold corridor.

Outstanding infrastructure & mine-friendly: Quick turn-around for permits. Roads, rail, power, tidal water ports, airports, towns.

New 2026 Mineral Resource Estimate completed, incorporating approximately 70,000 metres of additional drilling from 342 holes.

Next Milestone: Preliminary Economic Assessment for 1Q27 completion.

Gold and silver outlook remains bright, while copper reaches all time highs and zinc trading at 20 year highs

Michael Gentile Sep 26 investment becomes largest shareholder followed by CEO Robert Hinchcliffe.

Galway enters US$25 million JV Term Sheet with Dowa on the Estrades Project, Quebec: High-grade gold zinc former producing mine. Results of robust PEA released early 2026, 5,000 meter drilling program just finished!

Capital Structure & Corporate Information

TSX-V: GWM

Galway Metals

SUMMARY

Cash (10/14/26)	$24.2 M
Debt	$0.0
Shares O/S	154 M
Options	4.9 M
Warrants	15.5 M
52-week (H-L)	$1.18 - $0.41
Management/Insiders/Family	15%

GWM shares are trading at less than C$40 ounce.

TOP SHAREHOLDERS INCLUDING:

Michael Gentile	Robert Hinchcliffe (GWM CEO)
Van Eck	Canada Life
Caisse de dépôt (CDPQ)	ABX Holdings
Schroders	Multiparter ISCAV

MANAGEMENT

Robert Hinchcliffe, President & CEO

Jesse Fisher, Project Manager Clarence Stream

Stephen Poitras, Project Manager Estrades

Louise Steward, Environmental Permitting

BOARD OF DIRECTORS

Robert Hinchcliffe

Peter Gula

Andreas Curkovic

Rob Suttie

Mike Kazickas

Jean-Charles Lemardeley

TECHNICAL ADVISORS

Phil Walford, P.Geo

Allan Moran, CPG

ANALYST COVERAGE

JTVIR: John Tumazos

Red Cloud: Ron Stewart

UNDERVALUED RELATIVE TO PEERS

TSX-V: GWM

Galway Metals

SUMMARY

Company	TXS Symbol	Deposit(s)	Location	Total (Moz)	Market Cap(MCAD$) - October 12, 2026	CAD$/Oz	Share price (12-10-2026)	Shares outstanding (M)
Omai Gold	OMG	Wenot & Gilt	Guyana	5.31	1500.00	282	2.220	677
Liberty Gold	LGD	Black Pine	USA	5.93	1120.00	189	2.040	548
White Gold	WGO	White Gold	Canada	3.00	395.89	132	1.750	226
Sitka	SIG	RC Gold	Canada	5.12	425.22	83	0.980	434
Freeman Gold	FMAN	Lemhi	USA	1.46	102.85	70	0.330	312
Banyan Gold	BYN	AurMac & Hyland	Canada	8.22	875.23	107	1.850	473
P2Gold	PGLD	Gabbs	USA	3.45	410.84	119	1.400	293
Big Ridge Gold	BRAU	Hope Brook & Destiny	Canada	2.43	183.08	75	0.570	318
Maple Gold	MGM	Douay	Canada	3.04	215.42	71	2.900	74
Revival Gold	RVG	Beartrack-Arnett	USA	4.61	224.89	49	0.700	321
Getchell Gold	GTCH	Fondaway Canyon (NV), Dixie Comstock (NV)	USA	3.06	52.03	17	0.255	204
GALWAY METALS	**GWM**	**CLARENCE STREAM - ESTRADES**	**Canada**	**3.70**	**137.23**	**37**	**1.010**	**136**

PEERS AVERAGE	103
PEERS MEDIAN	79

Sources:
1. Financial Statements & MDA reports, filed on SEDAR (https://www.sedarplus.ca/home/)
2. Stock price and Market Cap, from CEO.CA (https://ceo.ca/home)
3. Information about deposits from companies' websites and corporate presentations.

CLARENCE STREAM : Outstanding Infrastructure In Place

TSX-V: GWM

Galway Metals

TIER 1 MINING JURISDICTION

- Competitive royalties & tax rates
- Timely drill permits – 3 week turn-around
- Low overburden – 3 to 5 meters
- Low-cost drilling - $120/meter all in

FOUR DRILLS CURRENTLY OPERATING

EXCELLENT INFRASTRUCTURE

- Paved roads throughout property
- Rail
- Electric grid power (4th cheapest in CA)
- Tidal deep-water port
- 2 airports, one of which is international
- Topography is flat lying with rolling hills

SKILLED WORKFORCE

- 2 cities within 110 km

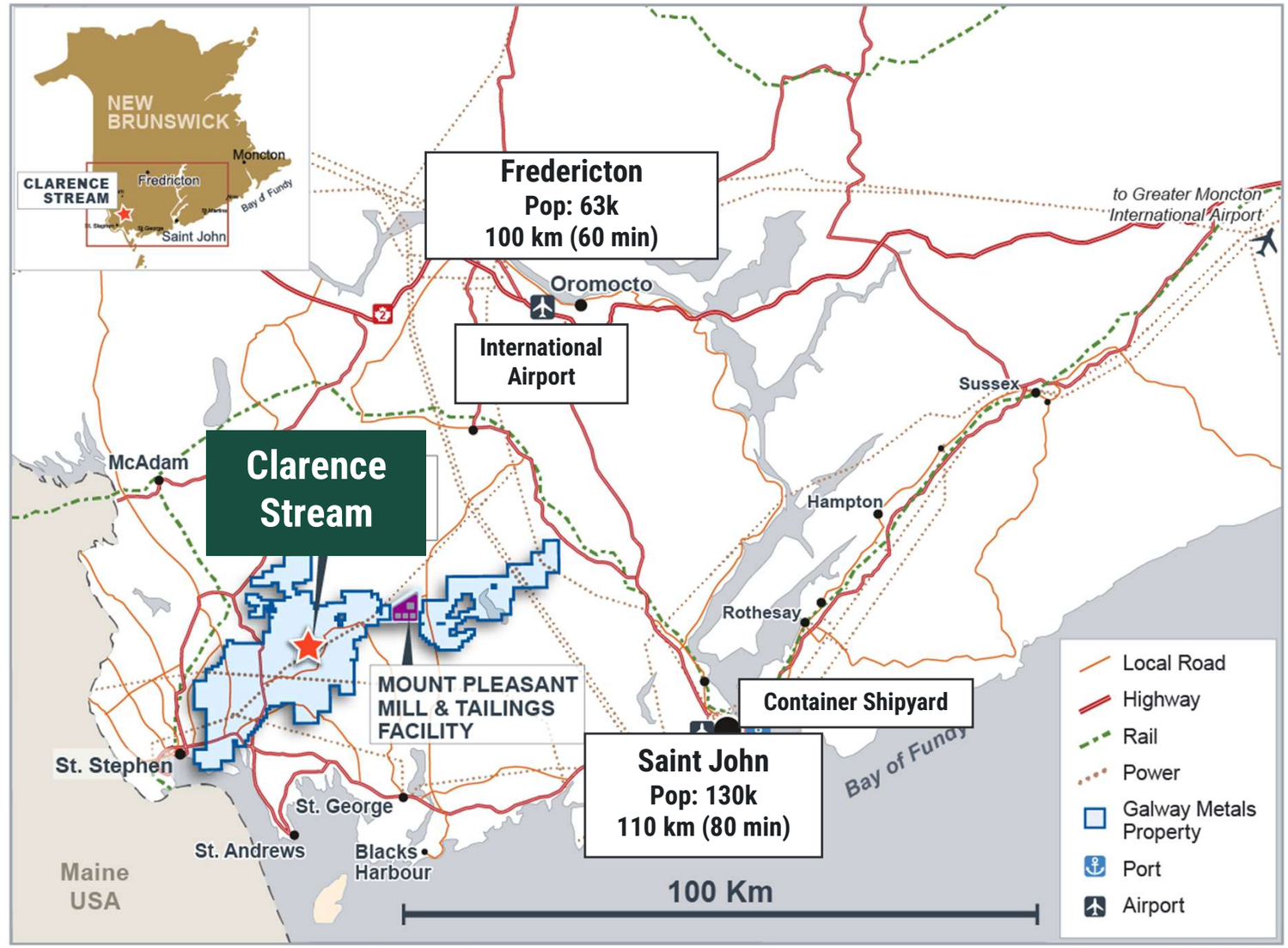

CLARENCE STREAM : A Multimillion-Ounce Regional Gold Trend

TSX-V: GWM

Galway Metals

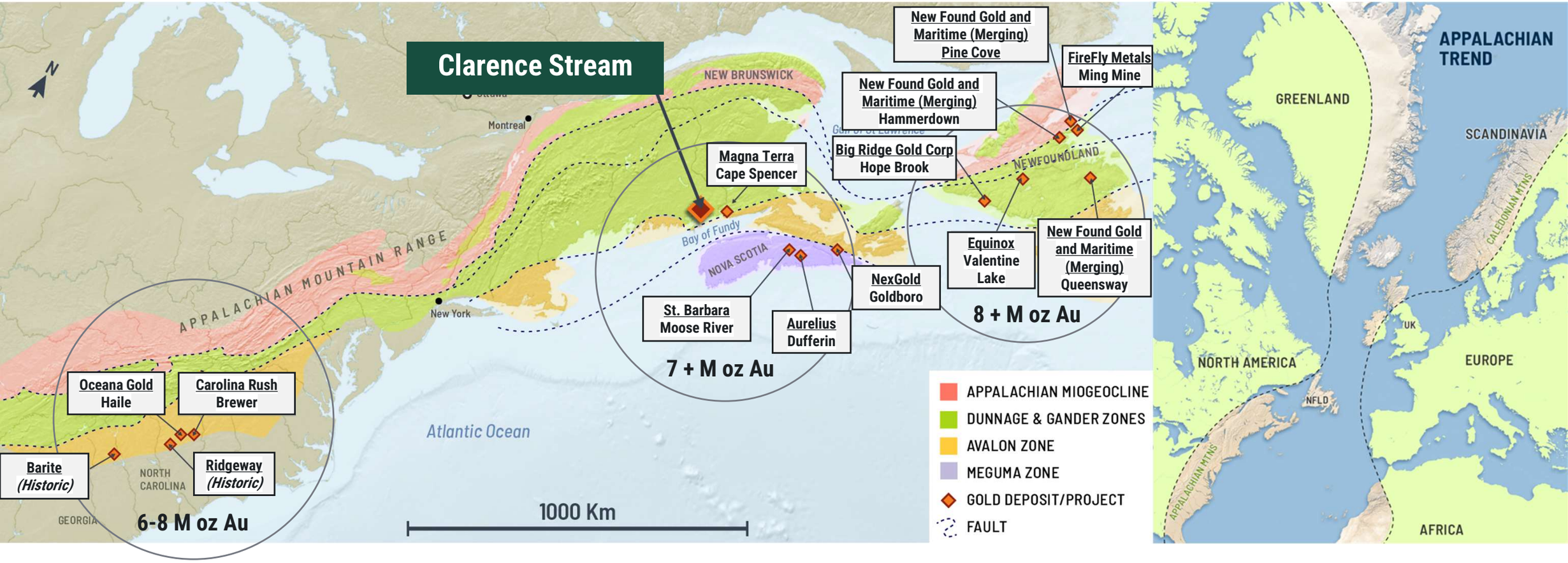

- Major gold deposits in the Appalachians are closely related to deep-seated faults intimately associated with major geological terrain boundaries – analogous to the Victoria Gold Belt in Australia.
- Galway's Clarence Stream, New Found Gold's Queensway in Newfoundland and Agnico Eagle's Fosterville in Victoria, Australia share similar ages, structural features, lithology & mineralogy.

CLARENCE STREAM : Galway Consolidates CS Gold District For First Time In 25 Years!

TSX-V: GWM

Galway Metals

PROJECT HISTORY

- 2016: GWM begins explorations at South and North deposits, with underground resource of 450k oz.
- 2016-18: Multiple new discoveries in the area.
- 2019-22: Southwest Deposit is formed by connecting nearby discoveries into one resource.
- 2025: Metallurgical progress with gold recoveries of up to 98%, antimony recoveries of up to 88%. Expansion of resource and derisking with 70,000m of drilling.
- 2026: Release 2026 Mineral Resource Estimate. Indicated gold ounces increase by 54%. Positioning the Project for a Preliminary Economic Assessment.

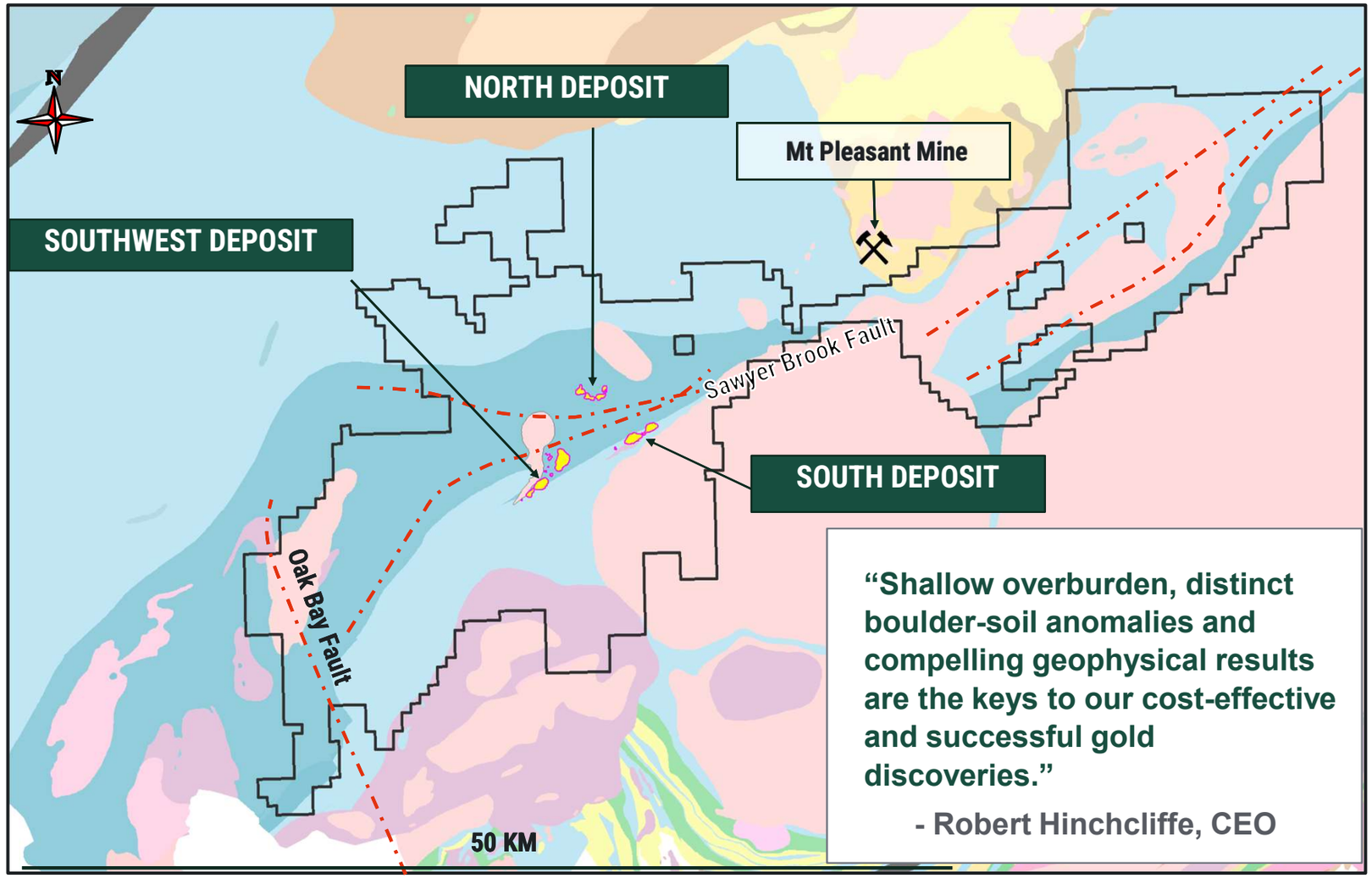

"Shallow overburden, distinct boulder-soil anomalies and compelling geophysical results are the keys to our cost-effective and successful gold discoveries."

- Robert Hinchcliffe, CEO

CLARENCE STREAM : 2026 Mineral Resource Estimate*

TSX-V: GWM

Galway Metals

Deposit	Category	Tonnes (000)	Grade g/t Au	Resource oz Au
Southwest	Indicated	13,630	1.43	626,000
	Inferred	24,310	1.32	997,000
North	Indicated	2,130	1.83	125,000
	Inferred	2,560	2.16	178,000
South	Indicated	11,440	1.81	664,000
	Inferred	1,670	2.48	133,000
All Deposits	Indicated	27,200	1.62	1,416,000
	Inferred	28,540	1.40	1,288,000

Mine Type	Category	Tonnes (000)	Grade g/t Au	Resource oz Au
Open Pits	Indicated	26,680	1.58	1,360,000
	Inferred	25,170	1.26	1,020,000
Underground	Indicated	520	3.60	36,000
	Inferred	3,370	2.50	270,000
Total	Indicated	27,200	1.62	1,416,000
	Inferred	28,540	1.40	1,288,000

- Indicated Gold Ounces Increased by Approximately 54%
- 88% of contained Gold Ounces Reported Within Open-Pit Constrained Mineral Resource

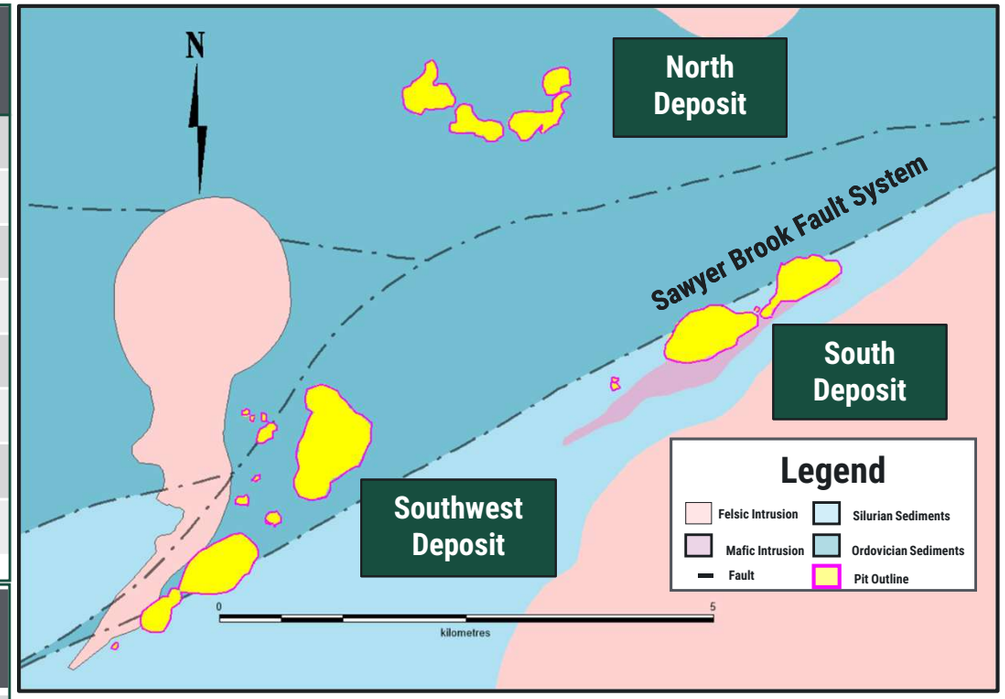

- All deposits open for expansion in all directions
- Calculated at US$3,250/oz gold price

* Please see Resource Notes in the appendix of the presentation. For details, refer to Galway Metals Press Release dated July 13, 2026

CLARENCE STREAM : High Grade Ounces Provides Optionality Particularly In Early Years To Boost ROI!

TSX-V: GWM

Galway Metals

Combined Open Pit and Underground: Indicated Mineral Resources						
Grade Threshold (g/t Au)	Tonnage ('000 t)	Grade g/t Au	Grade ppm Sb	Contained Oz Au ('000 oz Au)	Cumulative Oz Au ('000 oz Au)	% Above Threshold Grade
>10.0	441	17	1,335	237	237	17
9.0 to 10.0	95	9	2,420	29	266	19
8.0 to 9.0	140	8	2,618	38	304	21
7.0 to 8.0	202	7	3,294	49	352	25
6.0 to 7.0	306	7	2,621	63	416	29
5.0 to 6.0	442	5	2,517	78	493	35
4.0 to 5.0	638	4	1,994	92	585	41
3.0 to 4.0	1,076	3	1,308	120	705	50
2.0 to 3.0	2,101	2	1,045	164	869	61
1.0 to 2.0	6,023	1	710	272	1,141	81
0.3 to 1.0	14,224	1	290	264	1,405	99
0.0 to 0.3	1,512	0	1,618	11	1,416	100
GRAND TOTAL Indicated	27,201	2	716	1,416		

Inferred Mineral Resources						
Grade Threshold (g/t Au)	Tonnage ('000 t)	Grade g/t Au	Grade ppm Sb	Contained Oz Au ('000 oz Au)	Cumulative Oz Au ('000 oz Au)	% Above Threshold Grade
>10.0	223	15	172	105	105	8
9.0 to 10.0	75	9	127	23	128	10
8.0 to 9.0	120	9	141	33	160	12
7.0 to 8.0	169	7	148	40	201	16
6.0 to 7.0	258	7	168	54	255	20
5.0 to 6.0	397	5	240	70	324	25
4.0 to 5.0	688	4	311	98	423	33
3.0 to 4.0	1,248	3	317	140	562	44
2.0 to 3.0	2,254	2	222	176	738	57
1.0 to 2.0	5,428	1	171	246	984	76
0.3 to 1.0	15,940	1	39	290	1,274	99
0.0 to 0.3	1,739	0	99	15	1,288	100
GRAND TOTAL Inferred	28,538	1	107	1,288		

* Please see Resource Notes Galway Metals Press Release dated July 13, 2026

- **50% of Indicated ounces above 3.0 g/t Au**
- **35% of Indicated ounces above 5.0 g/t Au**
- **The substantial high-grade component supports evaluation of future underground opportunities outside the current optimized pit shells.**

Notes:
1. Open pit grade distributions are reported by applying the respective grade thresholds to Mineral Resource blocks contained within the base cae pit shell with a pit discard value greater than $31/t NSR.
2. Underground grade distributions for the Mineral Resources are reported by applying the respective grade thresholds to constraining volumes created using a threshold value of $171/t NSR.
3. Due to spatial variability, the reported tonnages and grades for each grade bin may not be achieved during a potential extraction scenario. The reported tonnages and grades are to be considered as indicative of the tonnes, average grade, and contained metal within each grade bin only.
4. No spatial continuity for the tonnages, average grade, and contained metal within each grade bin is implied.
5. Sums may not add due to rounding.

CLARENCE STREAM : SOUTHWEST DEPOSIT

TSX-V: GWM

Galway Metals

RESOURCE EXPANSION

- Largest Deposit at Clarence Stream with 1.62 Moz Au
- Continuous mineralization over 3.0 km strike length

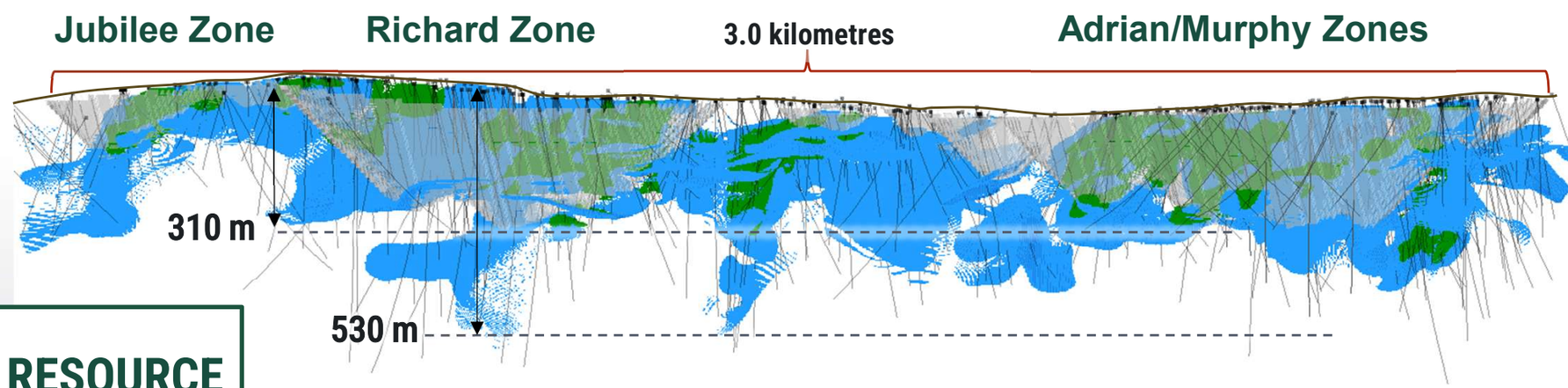

SOUTHWEST DEPOSIT GOLD RESOURCE

INDICATED:

13.63 Mt @ 1.43 g/t Au = **626,000 oz Au**

INFERRED:

24.31Mt @ 1.32 g/t Au = **997,000 oz Au**

- Resource growth achieved through successful step-out and infilling drilling

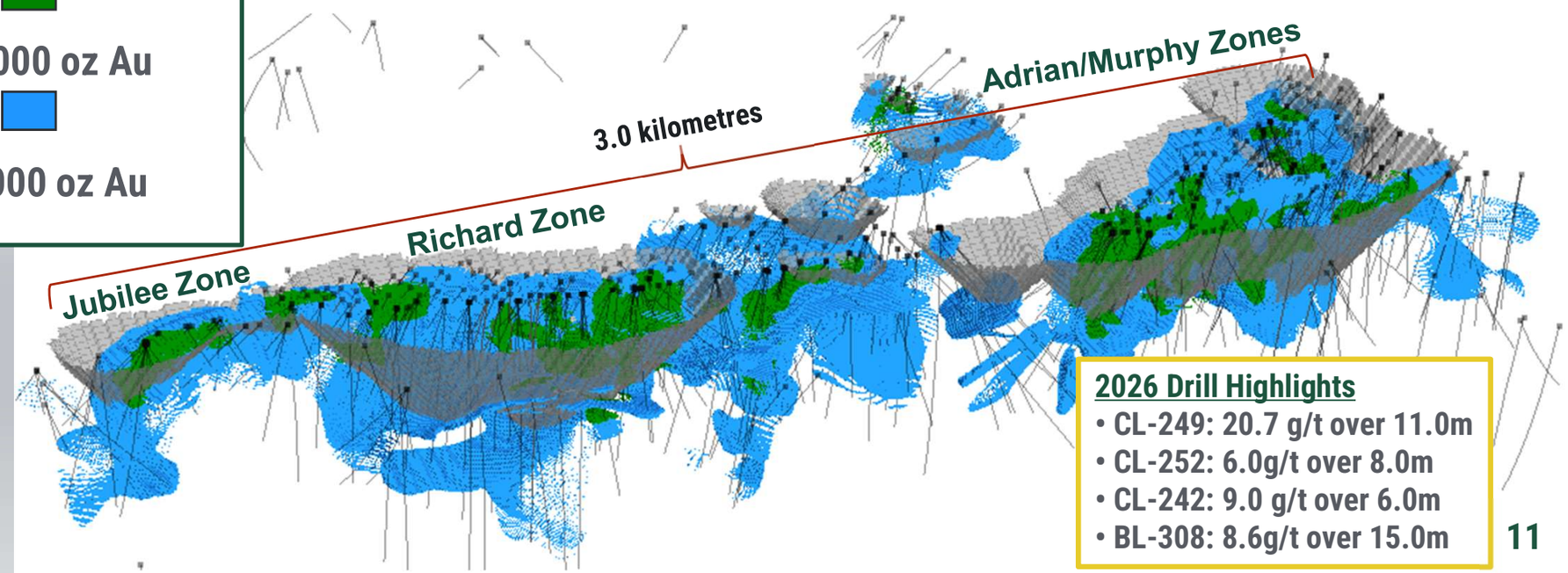

2026 Drill Highlights

- CL-249: 20.7 g/t over 11.0m
- CL-252: 6.0g/t over 8.0m
- CL-242: 9.0 g/t over 6.0m
- BL-308: 8.6g/t over 15.0m

CLARENCE STREAM : SOUTH DEPOSIT

TSX-V: GWM

Galway Metals

IDEAL STARTER PIT

- High grade and high tonnage
- Open along strike & at depth
- **92.7%** of the gold ounces within the open-pit are in the **indicated category**

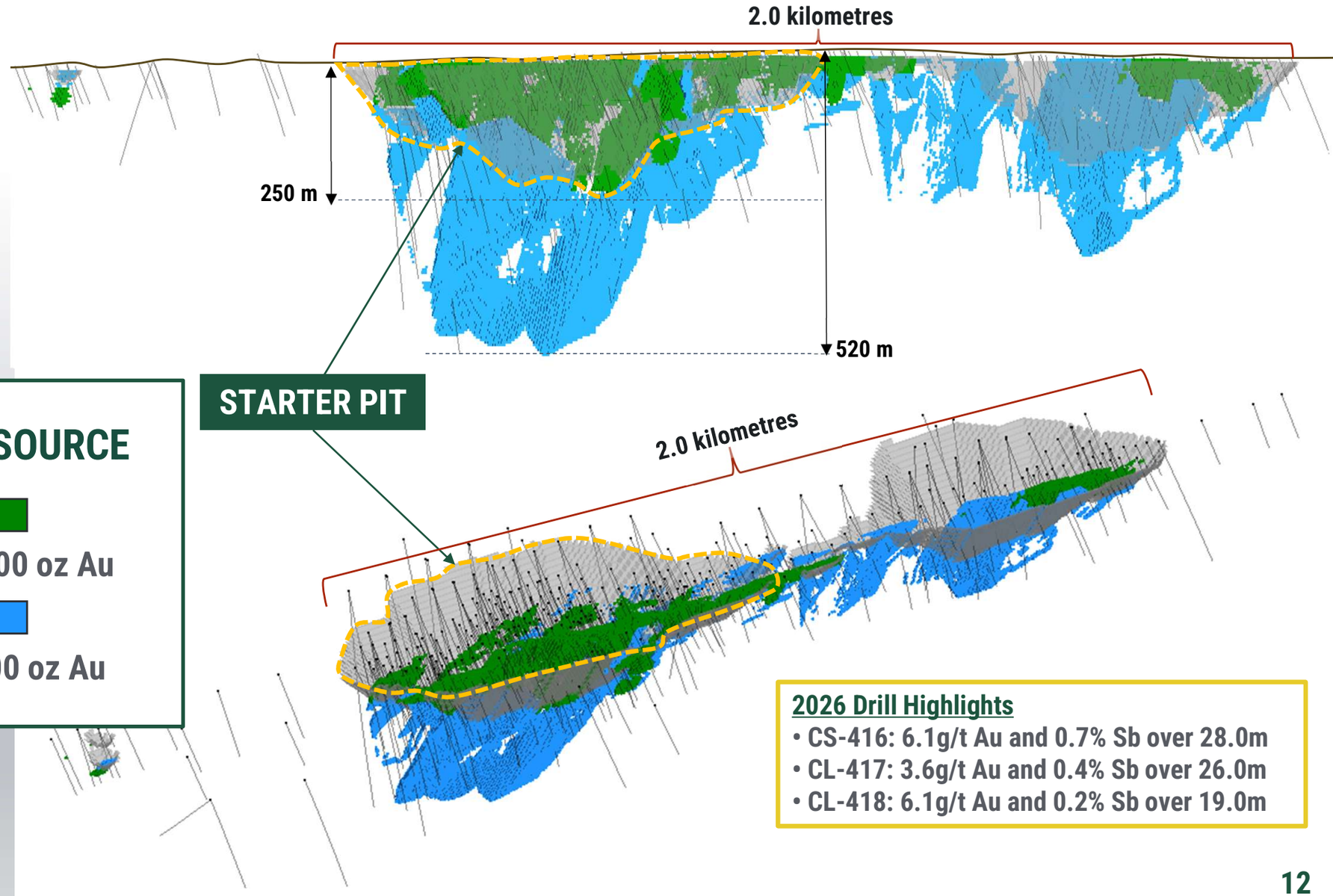

SOUTH DEPOSIT GOLD RESOURCE

INDICATED:

11.44Mt @ 1.81 g/t Au = **664,000 oz Au**

INFERRED:

1.67Mt @ 2.48 g/t Au = **133,000 oz Au**

Antimony resource:

9,622 tonnes Sb (Indicated)

867 tonnes Sb (Inferred)

2026 Drill Highlights

- CS-416: 6.1g/t Au and 0.7% Sb over 28.0m
- CL-417: 3.6g/t Au and 0.4% Sb over 26.0m
- CL-418: 6.1g/t Au and 0.2% Sb over 19.0m

CLARENCE STREAM : NORTH DEPOSIT

TSX-V: GWM

Galway Metals

SHALLOW OPEN PIT POTENTIAL

- Flat-dipping veins
- Resource pit shell extends to approximately 85m depth
- Open in all directions

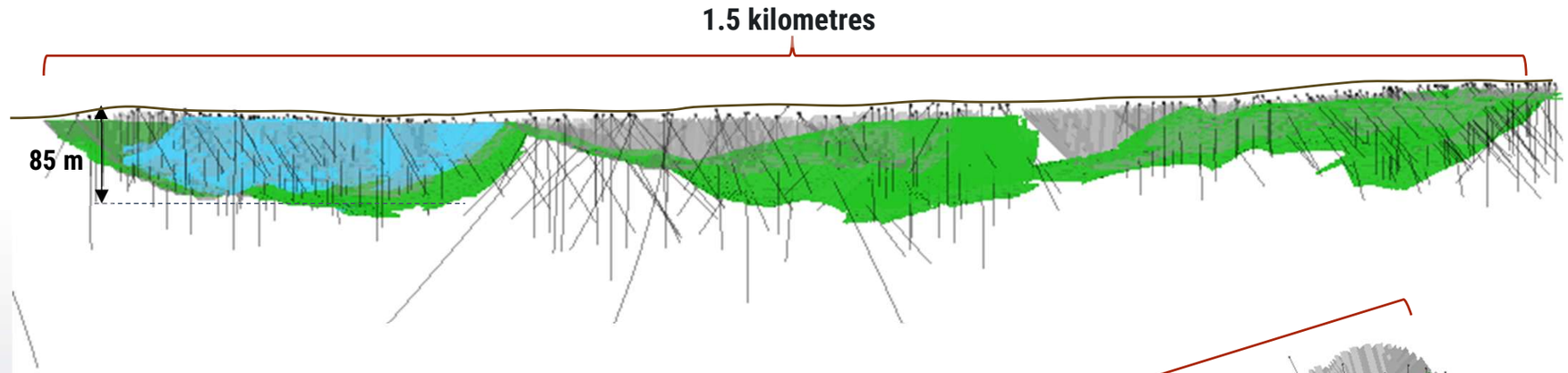

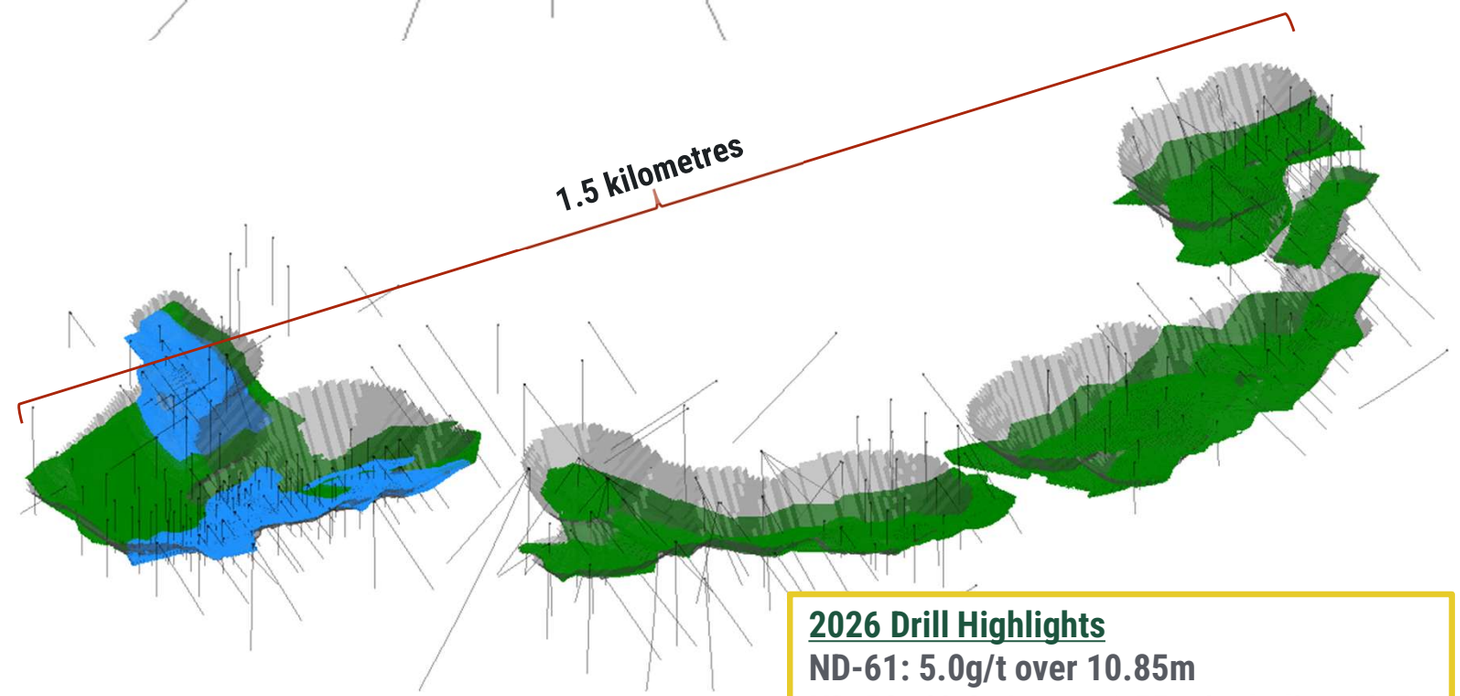

NORTH DEPOSIT GOLD RESOURCE

INDICATED :

2.13Mt @ 1.83 g/t Au = **125,000 oz Au**

INFERRED :

2.56Mt @ 2.16 g/t Au = **178,000 oz Au**

Antimony resource:

9,630 tonnes Sb (Indicated)

1,863 tonnes Sb (Inferred)

Added 35% additional gold ounces with 7000m of drilling (66 holes)

2026 Drill Highlights

ND-61: 5.0g/t over 10.85m

ND-52: 40.3g/t over 1.55m including 69.7 g/t over 0.85m

ND-50: 2.1 g/t over 6.0m

CLARENCE STREAM : Fold Target

TSX-V: GWM

Galway Metals

2026 Helitem Identifies Large conductive corridor linking South and Southwest deposits

- Identified large conductive corridor between south and Southwest Deposit
- Prior drilling of conductor identified graphitic rocks
- Repetition of stratigraphy and dip of deposit suggest they are hosted on limb of regional fold
- 12-km interpreted fold trend linking South and Southwest Deposit (6km of which have not been tested by drilling)

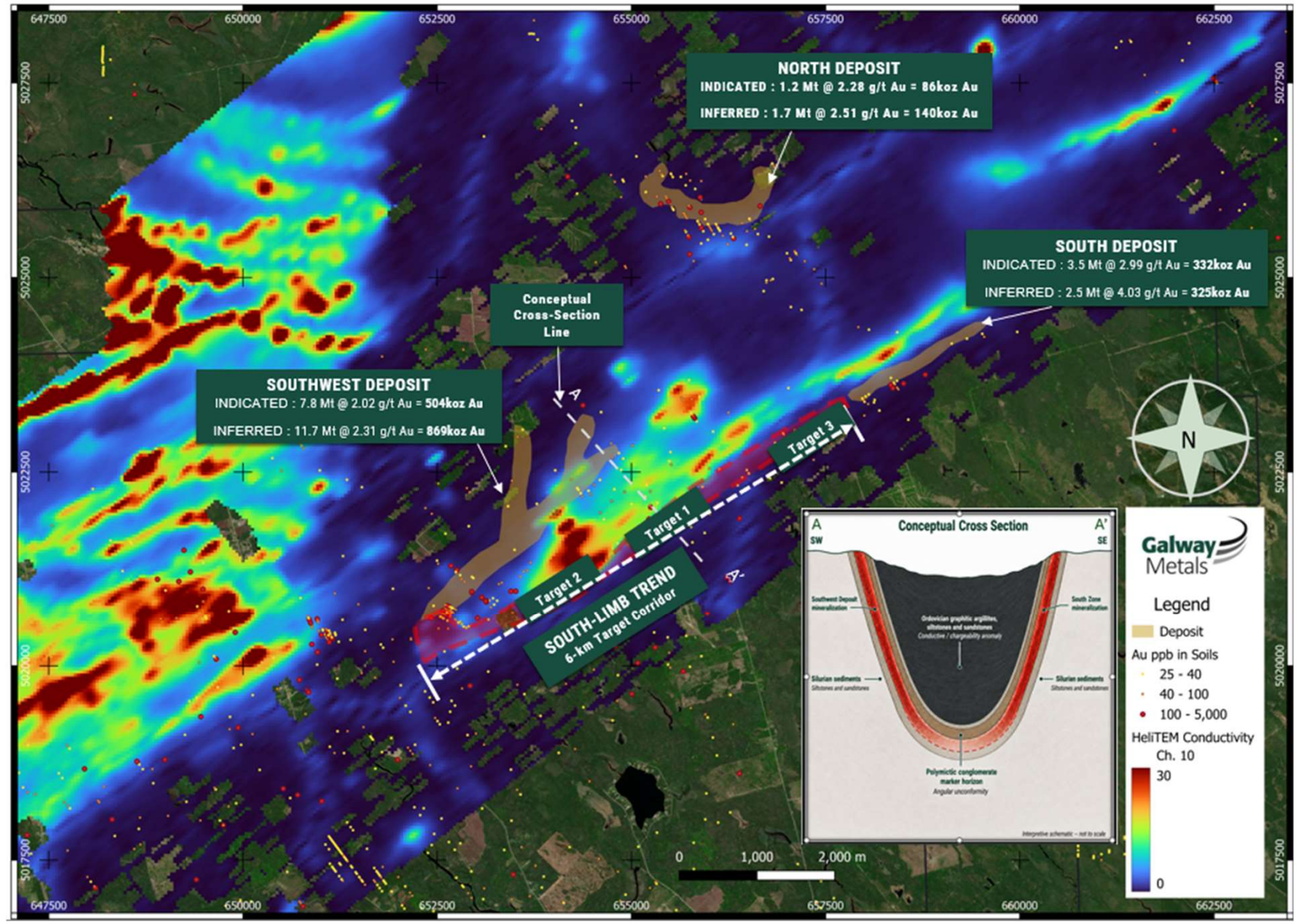

CLARENCE STREAM : Abundant Local Targets For New Discoveries

TSX-V: GWM

Galway Metals

LOCAL DRILL TARGETS

- **1:** Includes the Stewart Zone east of the felsic intrusive related to the SW Deposit
- **2:** Gabbro complex is a possible source of gabbro dykes that host mineralization
  - Highest soil anomalies on the property (4980, 3210, 3120 ppb Au)
  - Third highest till 86 ppb Au
- **3:** 4-plus km long soil anomaly
  - Up to 681 ppb along a strong mag low
- **4:** 12-plus km long soil anomaly
  - Soil samples from 100 – 1030 ppb Au
  - Grab samples up to 16.3 g/t Au
- **5:** 9-plus km linear magnetic low with 4 strong till anomalies and a 1 km long soil anomaly

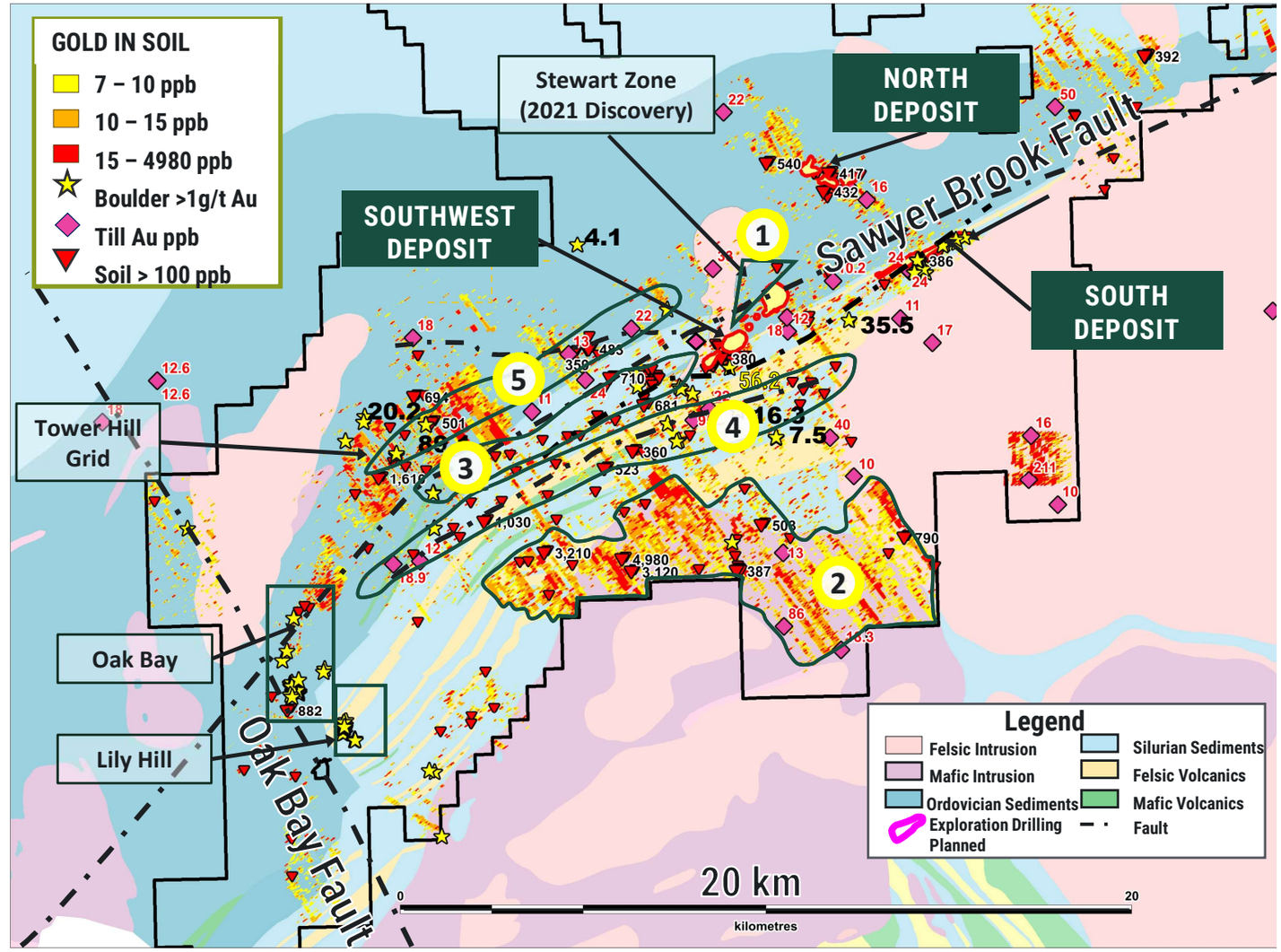

CLARENCE STREAM : Additional Regional Exploration Targets

TSX-V: GWM

Galway Metals

REGIONAL GOLD TARGETS

- All the known deposits at Clarence Stream are associated with intrusions, magnetic lows & soil anomalies
- 12 high-priority *untested* drill-ready targets are based on:
  - soil geochem anomalies
  - linear magnetic lows
  - prospecting & boulder samples
- New regional exploration targets have stronger anomalies than at the resource area

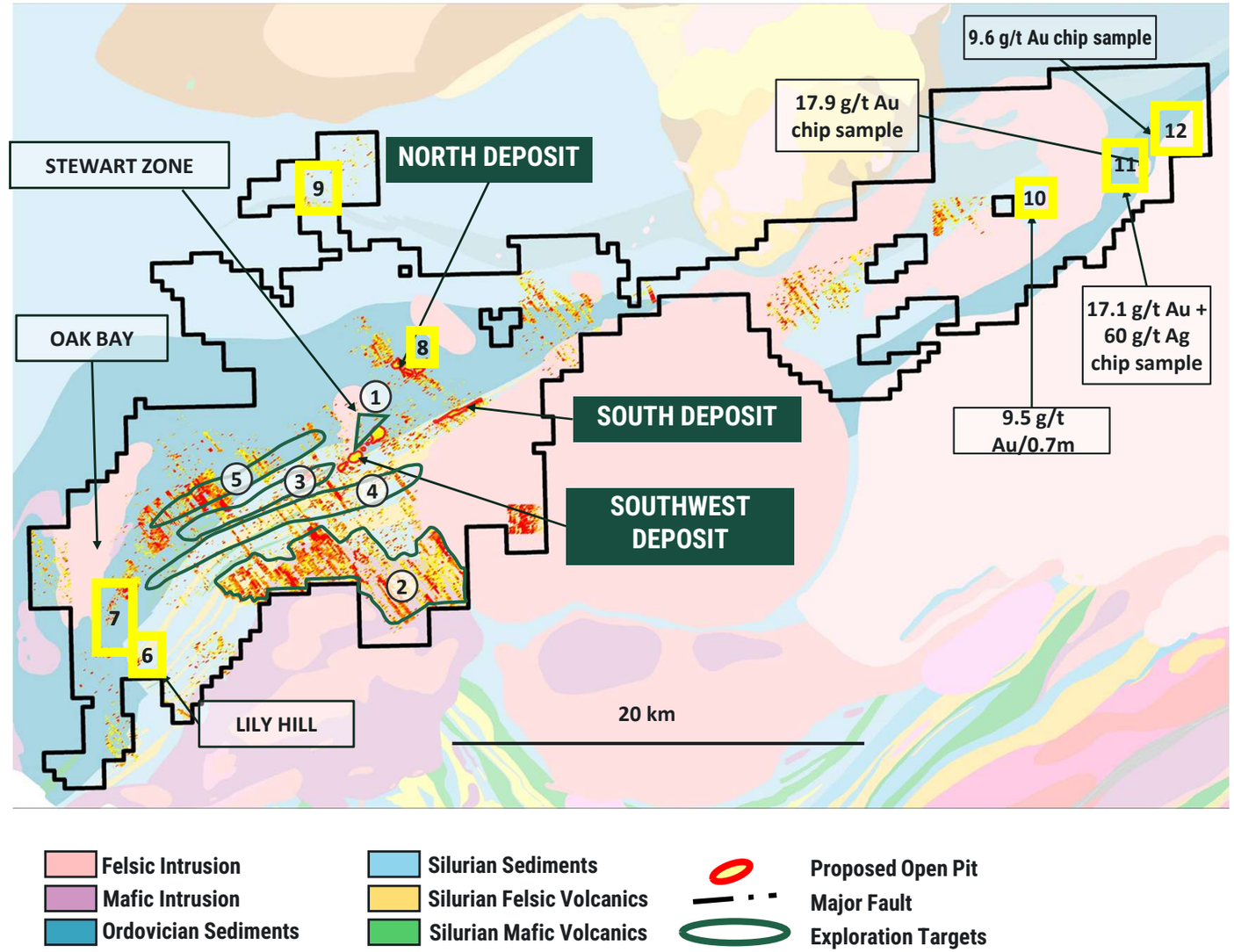

CLARENCE STREAM : Project De-Risking Achievements

TSX-V: GWM

Galway Metals

2024-Current: Metallurgical Testing Programs for All Deposits

- Preliminary metallurgical process flowsheet determined
- Initial Met. Recoveries determined (90%+ Au confirmed)
- Sulphide Floatation identified for Antimony recovery

2022-Current: Drill Program

- Drilling dominantly infill in existing MRE Pit shells, and extension to mineralization outside pits
- Better vein zone definition, extensions and new zones identified.

2026 Resource Update

- The new resource added approximately 450,000 ounces (20% increase).
- Indicated gold ounces increase 54%, increasing the confidence in the deposits.

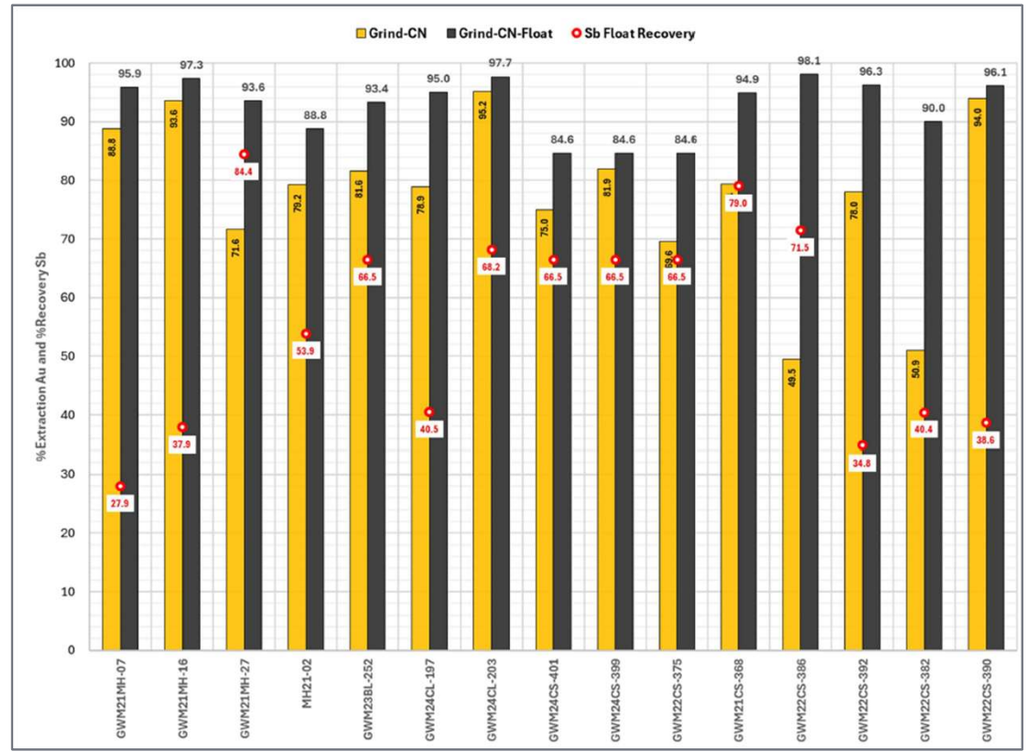

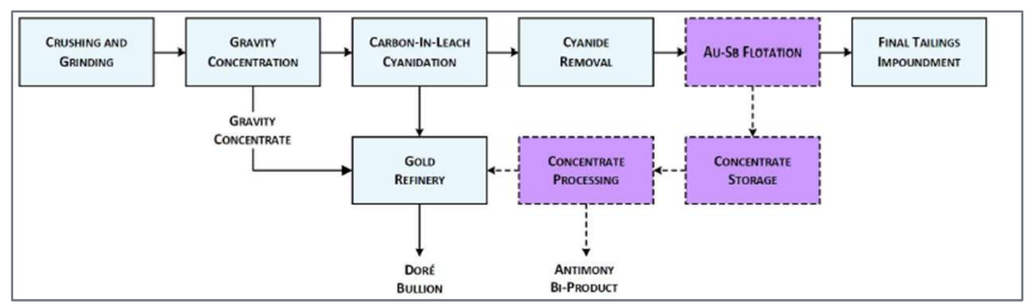

CLARENCE STREAM : 2026-2027 Project De-Risking Goals

TSX-V: GWM

Galway Metals

ENGINEERING & ECONOMIC STUDIES

- Pit optimization across all three deposits
- Develop scoping-level pit designs
- Preliminary life-of-mine scheduling and economic modelling
- Initiate Preliminary Economic Assessment (PEA)

Metallurgical and Rock Characterization Studies

- Additional metallurgical testing to optimize gold and antimony recoveries
- Waste and ore characterization to support mine planning and environmental studies
- Comminution and rock characterization studies to support a PEA

ONGOING DRILLING & CORE LOGGING

- Oriented core drilling to support geological, structural and geotechnical modelling
- Continue infill drilling to upgrade Mineral Resource classification
- Pursue new gold discoveries through district-scale exploration

ESTRADES : Former-Producing High-Grade Gold, Silver & Zinc Mine (Quebec)

TSX-V: GWM

Galway Metals

- **ELEPHANT COUNTRY:** 31km strike length within a 10+ Moz gold trend: Casa Berardi (Hecla) to the west; Douay (Agnico/Maple) to the east.
- Estrades spans three geological horizons: **ESTRADES – NEWISKA - CASA BERARDI.**
- **DOWA OPTION AND JV TERM SHEET:** Up to $25 million to earn 45% in the project, and 100% of zinc off-take. DOWA a global leader in non-ferrous metals based out of Japan.
  - Phase 1 to include exploration drilling and additional metallurgical test work. Baseline studies will begin in the spring of 2026.
- **PEA:** Robust PEA using toll milling just released. 33% and 61% after-tax IRR using both long term and spot gold pricing scenarios, respectively. Toll milling a viable option with 2 mills operating below capacity and are in trucking distance from the project.
- **HIGH-GRADE MINE:** In the early 1990's, mine production for 18 months average grade was: 6.4 g/t Au; 172.3 g/t Ag; 12.9% Zn; & 1.1% Cu
- **BREAKWATER** spent $20 million on 200-meter ramp and ventilation raise when in production in 1990.

DOWA

ESTRADES: Option & JV Term Sheet With Dowa Metals & Mining Co.

TSX-V: GWM

Galway Metals

DOWA: A global leader in non-ferrous metals, smelting, refining, and advanced materials. Based out of Japan.

Option and Joint Venture Term Sheet: DOWA can earn up to a 45% participating interest in Galway's 100%-owned Estrades Gold and Zinc Project. The term sheet sets out a potential joint venture between Galway Metals and DOWA to own, explore, and operate Estrades.

Term Sheet: Under the term sheet, DOWA may earn its interest in three phases, for total contributions of up to US$25 million:

PHASE I – US$5 million for 10% Participating Interest and 50% Zinc Offtake

- Exploration drilling planned for June 2026
- Additional metallurgical testing will also be carried out
- Baseline studies will also begin in the spring of 2026

PHASE II – US$10 million for Additional 20% Participating Interest (30% total) and 75% Zinc Offtake

PHASE III – US$10 million for Additional 15% Participating Interest(Total45%) and 100% Zinc Offtake

ESTRADES : Robust 2026 Preliminary Economic Assessment

TSX-V: GWM

Galway Metals

METALLURGICAL BREAK THROUGH GOLD RECOVERIES RISING TO 88% FROM 55% PROMPTS PEA FOR ESTRADES



33% and 61% After-Tax IRR for long-term and spot pricing scenarios, respectively

Long-term scenario (gold price of US$3,137): 33% After tax IRR, NPV @ 5% of $212 million

Spot price scenario (gold price of US$4,456): After-tax IRR rises to 61%, NPV @5% rises to $518 million

Low AISC: Project is estimated to be a low-cost producer with AISC of US$1,987 per ounce

Target Production: 1,500 tons-per-day over an estimated mine life of 8 years

Summary of Economic Parameters

	Long-Term Prices		Spot Prices	
	Toll Mill	On-site Mill	Toll Mill	On-site Mill
Initial Capital[1]	**117**	219	**117**	219
Post-Tax Cashflow1	**311**	307	**708**	709
Post-Tax NPV (5%)[1]	**212**	186	**518**	496
Post-Tax IRR (%)[1]	**33**	20	**61**	39
Post-Tax Payback (years)[2]	**4.7**	5.5	**3.8**	4.4

(1)All amounts are Millions of Canadian Dollars
(2)Payback (years) includes 2 years of pre-production in the project period.

Metal Prices (January 7th 2026)

Commodity	Long Term Consensus Pricing - LTCP (USD, CIBC)	Spot Prices (USD)
Gold (Au, oz)	$3,137	$4,456
Copper (Cu, lb)	$4.51	$5.95
Zinc (Zn, lb)	$1.21	$1.44
Lead (Pb, lb)	$0.91	$0.93
Silver (Ag, oz)	$37.74	$78.18
Exchange rate USD:CAD	1.35	1.38

ESTRADES : High Grade Multi-Metal 2024 Mineral Resource Estimate

TSX-V: GWM

Galway Metals

Category	Tonnes	Cu	Pb	Zn	Au	Ag
		(%)	(%)	(%)	(g/t)	(g/t)
Indicated	1,750,000	0.97	0.48	5.76	2.86	94.4
Inferred	2,680,000	0.86	0.28	4.75	1.81	77.4

Notes:
1. CIM (2014) definitions were followed for Mineral Resources.
2. Mineral Resources are estimated at long-term metal prices (US$) as follows: Zn $1.30/lb, Cu $4.50/lb, Pb $1.00/lb, Au $2,000/oz, and Ag $25.00/oz.
3. Mineral Resources are estimated using an average long-term foreign exchange rate of C$1 : US$0.73.
4. A minimum mining width of approximately 1.5 m was used.
5. Mineral Resources are estimated at a Net Smelter Return (NSR) cut-off value of C$150/tonne. NSR values were calculated based on metal prices, metallurgical recoveries, and typical off-site charges applicable to concentrates. The cut-off value corresponds to the projected operating cost for a conceptual operating scenario. There are no Mineral Reserves estimated at the Estrades Project. Mineral Resources that are not Mineral Reserves have not demonstrated economic viability.
6. Numbers may not sum due to rounding.

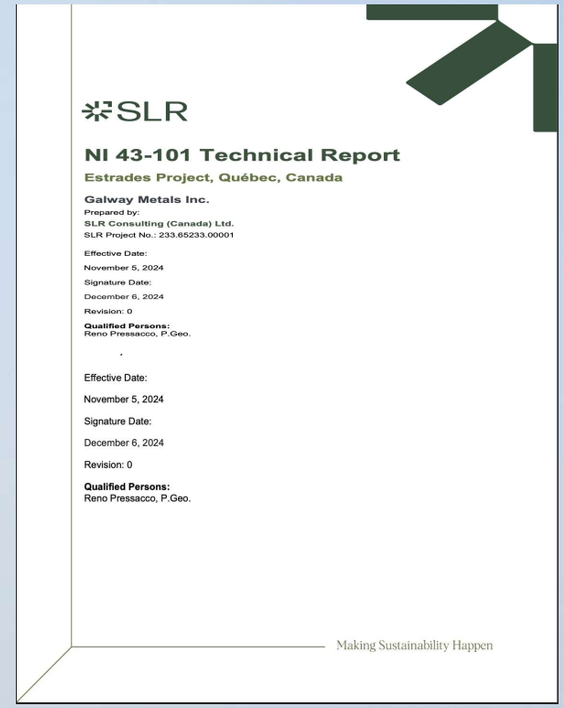
SLR

NI 43-101 Technical Report

Estrades Project, Québec, Canada

Galway Metals Inc.

Prepared by:
SLR Consulting (Canada) Ltd.
SLR Project No.: 233.65233.00001

Effective Date:
November 5, 2024

Signature Date:
December 6, 2024

Revision: 0

Qualified Persons:
Reno Pressacco, P.Geo.

Effective Date:
November 5, 2024

Signature Date:
December 6, 2024

Revision: 0

Qualified Persons:
Reno Pressacco, P.Geo.

Making Sustainability Happen

ESTRADES : Exploration Potential Along Three Geological Trends

TSX-V: GWM

Galway Metals

ESTRADES

- Drilled high-grade shoots to expand resource
- Tested deep Titan IP & EM geophysical anomalies that extend to at least 2,000 m in search of source vents
- Collected metallurgical & ore sorting samples for testing

NEWISKA

- Winter 2022 program tested Titan IP/EM & gravity geophysical targets
- Gravity highs (orange) in rhyolite (yellow)
  - Rhyolite is typically gravity low (indicates potential presence of VMS)

CASA BERARDI

- Followed-up on extensive 1980s drill results where significant gold mineralization was discovered

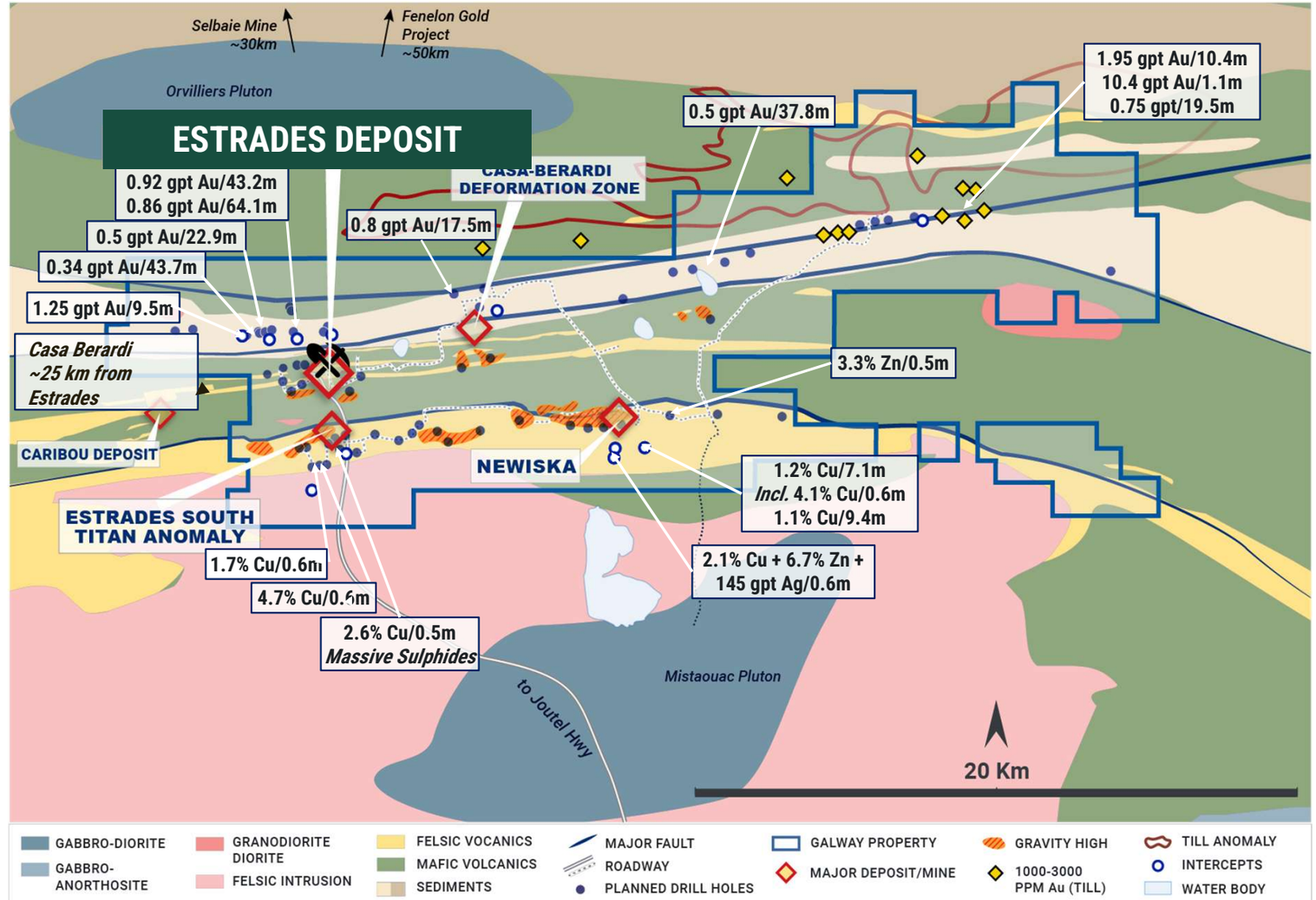

ESTRADES : Targeting A High-Grade *Source Vent A*t Depth

TSX-V: GWM

Galway Metals

RECENT DRILL INTERSECT HIGHLIGHTS POSSIBLE PROXIMITY TO THICK RICH SOURCE VENT

- The Estrades resource is 1.6 km long
- Titan suggests 2 deep source vents: West & East
- At 1 km vertical, **DDH 64A** is deepest hole at Estrades & intersected 24 m of massive sulphide, mostly pyrite but included up to 11% zinc + 1 g/t gold.
- Thickness in resource is ~1 M to 7 m. Increased thickness often near rich source vent.
- Main orebody at Agnico-Eagle's flagship LaRonde mine begins at 800 m & exceeds 3 km. Kidd Creek also extends to 3 km depth.
- Main orebody at Bracemac McLeod in Matagami had similar near-surface VMS mineralization. Flagship deposit is 1 km to 1.4 km deep.
- Other targets east & west of Estrades, and along Newiska & Casa Berardi horizons.

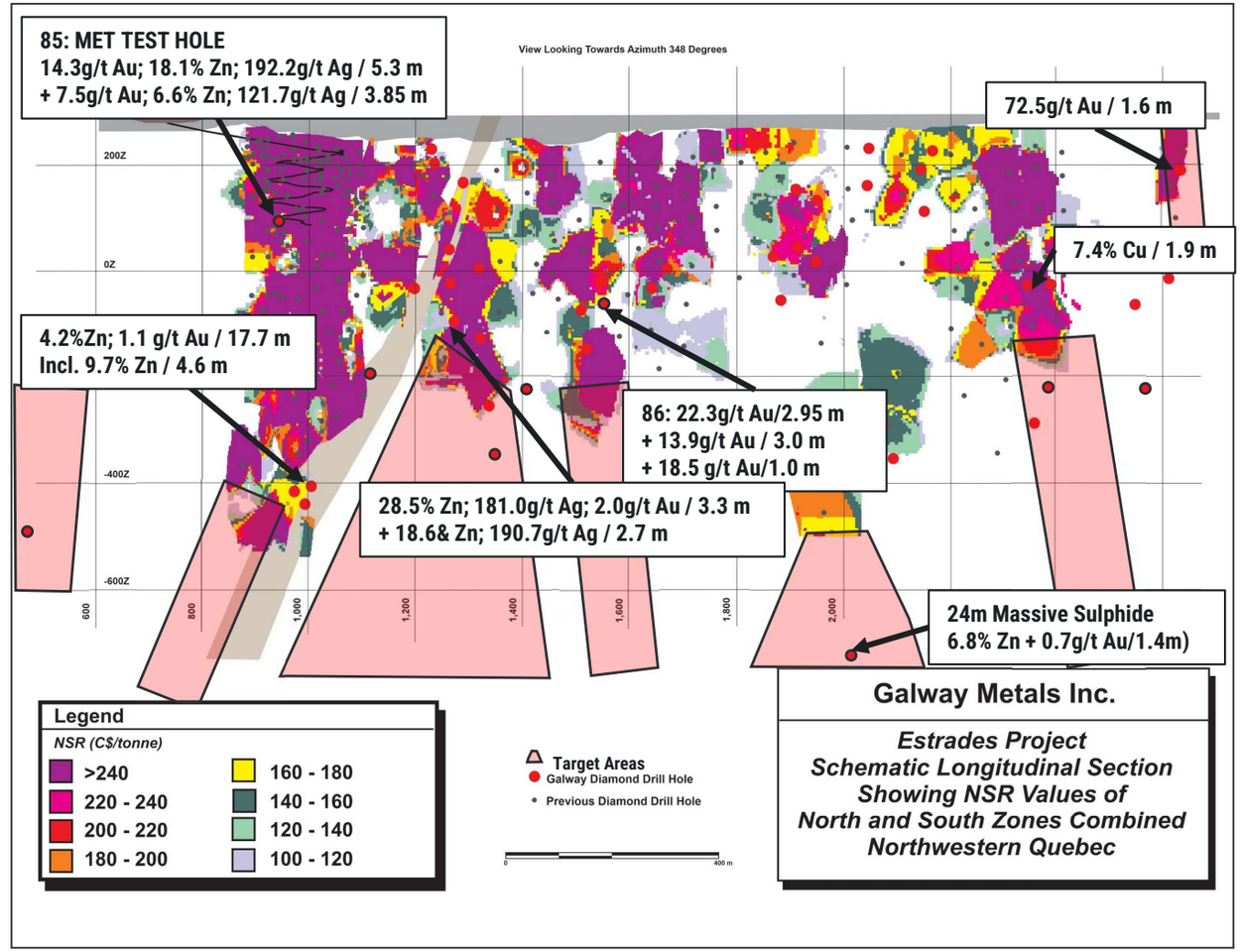

Upcoming Catalysts

TSX-V: GWM

Galway Metals

CLARENCE STREAM, New Brunswick

- **$14 million financing to accelerate exploration and development** at the Clarence Stream Gold Project through 2027.
- **Expanded multi-rig drilling program planned for 2027**, focused on
  - Resource expansion and conversion at the Southwest, South and North deposits.
  - Testing high-grade mineralization at depth and along strike, including the southwest-plunging trend at the Southwest Deposit.
  - Advancing regional exploration targets and evaluating new discoveries across the 65 km district-scale land package.
- **Preliminary Economic Assessment (PEA) targeted for Q1 2027**, evaluating mining and processing scenarios, project economics, and development opportunities.
- **Ongoing metallurgical optimization**, focused on maximizing gold and antimony recoveries and evaluating potential antimony concentrate production.
- **Continued environmental baseline and geotechnical studies** to support future project development.

ESTRADES, Quebec

- **Results pending from the completed 2026 Phase 1 drilling program**, comprising approximately 5,000 metres focused on geological and metallurgical objectives.
- **Phase 2 exploration program planned for 2027**, targeting approximately 15,000 metres of drilling under the DOWA partnership.
- **Continued metallurgical, technical and environmental studies** to advance project optimization and evaluate future development opportunities.

Management Team

TSX-V: GWM

Galway Metals

ROBERT HINCHCLIFFE - CEO, DIRECTOR & PRINCIPAL

More than 25 years working in the mining industry. He has been directly involved in capital raises and transactions in excess of $600 million. Mr. Hinchcliffe founded Galway Resources in 2005 and raised over $100 million and successfully negotiated the sale to AUX for $340 million and established two new, well-capitalized, spinout companies. Earlier, he was CFO of Kirkland Lake Gold, wherein they raised over $50 million to re-start the Kirkland Lake Gold Mine. He also worked for several years on Wall Street as a Mining Analyst for Prudential, SG Cowen, and Santander Investment. Prior to that, he spent four years working for Jordex Resources in Venezuela where he played a primary role in the identification and then development of a nickel deposit later sold for $65 million to Anglo American.

JESSE FISHER, PROJECT MANAGER, CLARENCE STREAM

Prior to joining Galway, Jesse worked as a Mine Geologist for Trevali Mining Corp. at the Caribou Mine, Exploration Geologist with Osisko Metals Inc. in the Bathurst Mining Camp (BMC), North American Nickel at the Maniitsoq Nickel Project, and with Crone Geophysics in North Africa and Greenland. Jesse is a Professional Geologist (P.Geo) with APEGNB and obtained his Bachelor of Science at the University of New Brunswick.

STHEPHEN POITRAS – PROJECT MANAGER, ESTRADES

Stephen Poitras is a professional geologist with more than 20 years of experience in mineral exploration and mining finance. He holds degrees from the University of Waterloo (Engineering) and the Université du Québec à Montréal (Geology). Over the course of his career, Stephen has contributed to multiple mineral discoveries, including the Éléonore gold deposit in northern Quebec and the Candelones Extension deposit in the Dominican Republic. He also spent eight years as a mining analyst and portfolio manager with CDPQ, Québec's pension fund, where he evaluated and financed numerous mining projects globally.

ROBERT RICHARD, HEAD OF EXPLORATION, ATLANTIC CANADA

Rob has extensive mineral exploration and prospecting experience, which included working on diamond projects in northern Saskatchewan, gold and base metal deposits in New Brunswick and Ontario, uranium deposits in Nunavut, and IOGC deposits in Nova Scotia. The majority of Rob's career has focused on managing exploration projects in New Brunswick, including the Nash Creek and Nepisiquit base metal deposits in the Bathurst mining camp, the Sisson W-Mo deposit, Battery Hill manganese project, Bald Hill antimony and numerous gold deposits including Cape Spencer, Devils Pike, and Golden Ridge. Rob obtained his Bachelor of Science in Geology from the University of New Brunswick.

Management Team & Technical Advisors

TSX-V: GWM

Galway Metals

LOUISE STEWARD, ENVIRONMENTAL PERMITTING

Prior to joining Galway, Louise worked on the Sisson Mining project in New Brunswick as the Vice President of Regulatory Affairs, where her main responsibilities included environmental permitting and First Nations engagement for the project. During Louise's tenure with the Sisson Mining project, she successful obtained both the federal and provincial Impact Assessment / Environmental Impact Assessment approvals, an amendment to the Metal and Diamond Mining Effluent Regulations and Fisheries Authorization relating to compensation requirements for the Tailings Management Facility and operating mine site. Louise obtained a Bachelor of Science in Chemical Engineering from the University of New Brunswick.

PHIL WALFORD, P.GEO - TECHNICAL ADVISOR

Phillip has extensive experience, over 40 years, in mine geology and exploration and will assist Galway in advancing its Clarence Stream project. Most recently, He was President and CEO of Marathon Gold Corporation who's Valentine Lake Project (now owned by Equinox Gold) in central Newfoundland was advanced into a 4-million-ounce gold project. Both Valentine Lake and Clarence Stream are located along the Appalachian Trend and have similar geologic features. Mr. Walford is a registered Professional Geologist, with extensive international experience in gold and base metal deposits with a focus on resource development and mining. During his career he has raised significant funds for exploration and mine development and his teams have won Developer of the Year in Ontario and Newfoundland and Labrador. He is currently a board member and technical advisor to several mining companies.

ALLAN MORAN, CPG - TECHNICAL ADVISOR

Mr. Moran has spent his 40-year plus career in exploration, exploration management, and support of corporate acquisitions for both major and junior mining companies. Moreover, Mr. Moran specializes in geological evaluations of metal projects with a focus on geological and 3D modeling (Leapfrog software), database evaluations and geological inputs to resource estimation; from due diligence audits to feasibility studies; exploration properties to mining operations.

Board of Directors

TSX-V: GWM

Galway Metals

ROBERT HINCHCLIFFE - CEO, DIRECTOR & PRINCIPAL

See previous slide.

PETER GULA – DIRECTOR

Mr. Gula is currently the general manager for the Eagle River mine for Wesdome Gold Mines. With more than 35 years of mining industry experience, Mr. Gula's career includes a 30-year tenure with Placer Dome Inc. (later Goldcorp Inc.), where he held several senior roles. He later joined North American Palladium as the Director of Mining, until the company was acquired by Impala Platinum Holdings and he was appointed the Director of Strategy and Business Planning then Vice President Technical Services and Projects. Mr. Gula worked as a consultant for Stantec, supporting major mining companies on a wide range of capital projects and studies. Mr. Gula received his Bachelor of Science, Mining Engineering degree from Laurentian University

ANDREAS CURKOVIC – DIRECTOR

Mr. Curkovic has spent the majority of his professional career focused on investor relations in the junior exploration space. More specifically his twenty plus years in the capital markets in asset management, sales, and as a founder of Proconsul Capital, an investor relations and capital advisory firm where he has worked with more than two hundred public companies. Over the years, Mr. Curkovic has developed a unique network of investors across North America. He graduated from McMaster University and has passed all 3 parts of the CFA program.

JEAN CHARLES LEMARDELEY - DIRECTOR

Mr. Lemardeley has over 25 years of experience in financial markets, with a focus on equity and macro research both on the sell-side and buy-side. After starting his career as a market economist at Societe Generale in New York focusing on the US economy, he worked in equity sales focusing on the US energy and financial sectors before moving on to Latin American equity research. Mr. Lemardeley currently leads the global Telecom, Media and Technology sector research effort at Glovista Investments LLC ("Glovista"). Prior to Glovista, he spent 14 years in the Global Equity Research department of JP Morgan in New York and London. Mr. Lemardeley holds an MBA from l'Ecole des Hautes Etudes Commerciales HEC, Paris, France, and is a Chartered Financial Analyst. Mr Lemardeley is a French national and is also fluent in English and Spanish.

Board of Directors

TSX-V: GWM

Galway Metals

MIKE KAZICKAS - DIRECTOR

The majority of Mr. Michael Kazickas career was dedicated to building up a successful commodity trading business that he later successfully sold in 2013. This trading business was based out of New York and was focused on the trading of oil, precious and basic metals. Over the years, Mr. Kazickas built up an extensive network of institutional traders and bankers operating in different areas of the commodity trading arena. Mr. Kazickas matriculated at the University of Southern California and has a Bachelors of Arts Degree in English Literature from Wesleyan University in Middletown, CT, and a Masters in Business Policy from Columbia University Graduate School of Business.

NOTES FOR THE CLARENCE STREAM MINERAL RESOURCE STATEMENT FOR GOLD

1. CIM (2014) definitions were followed for Mineral Resources.
2. Mineral Resources are estimated at a cut-off grade of $31/t NSR and $171/t NSR for open pit and underground, respectively.
3. Mineral Resources are estimated using a long-term gold price of US$3,250 per ounce, a long-term antimony price of US$29,000/t, and a US$/C$ exchange rate of 1.35.
4. Minimum mining widths of approximately three metres were used for the open pit portion of the North and South Zone deposits. A minimum mining width of approximately 1.5 m was used for the underground portion of the South Zone deposit. A minimum width of approximately two metres was used for the Southwest deposit.
5. Bulk density is 2.74 t/m3 for the North Zone mineralization, is 2.81 t/m3 for the South Zone mineralization, and 2.73 t/m3 for the Southwest Deposit mineralization. The bulk densities for the Southwest Zone mineralization range from 2.39 t/m3 to 2.77 t/m3.
6. Mineral Resources are inclusive of Mineral Reserves.
7. There are no Mineral Reserves at Clarence Stream.
8. Open pit Mineral Resource statements are prepared using surfaces generated using the pseudoflow algorithm.
9. Underground Mineral Resource statements are prepared using three-dimensional shapes to outline volumes of continuous blocks which satisfy the cut-off grade and minimum width criteria.
10. Numbers may not add due to rounding.
11. Antimony contents are rounded to the nearest 100 tonnes.

NOTES FOR THE ESTRADES MINERAL RESOURCE STATEMENT

1. CIM (2014) definitions were followed for Mineral Resources.
2. Mineral Resources are estimated at long-term metal prices (US$) as follows: Zn $1.30/lb, Cu $4.50/lb, Pb $1.00/lb, Au $2,000/oz, and Ag $25.00/oz.
3. Mineral Resources are estimated using an average long-term foreign exchange rate of C$1 : US$0.73.
4. A minimum mining width of approximately 1.5 m was used.
5. Mineral Resources are estimated at a Net Smelter Return (NSR) cut-off value of C$150/tonne. NSR values were calculated based on metal prices, metallurgical recoveries, and typical off-site charges applicable to concentrates. The cut-off value corresponds to the projected operating cost for a conceptual operating scenario. There are no Mineral Reserves estimated at the Estrades Project. Mineral Resources that are not Mineral Reserves have not demonstrated economic viability.
6. Numbers may not sum due to rounding.

Galway
Metals
www.galwaymetalsinc.com